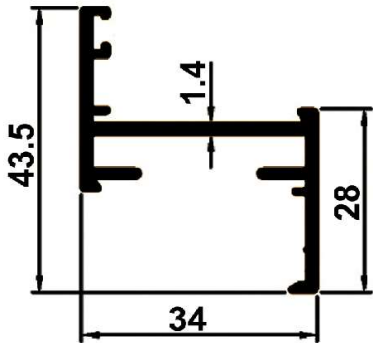
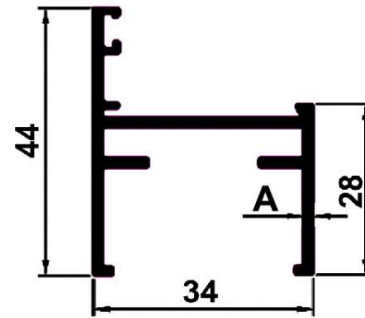


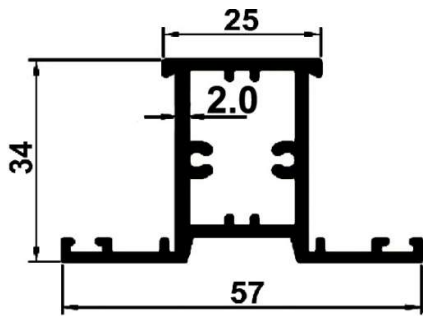
CASEMENT WINDOW SERIES: 34 MM



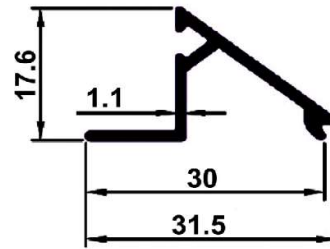
SL.	SECTION NO.	WEIGHT(KG/M)
1	4101	0.437



SL.NO.	SECTION NO.	A	WEIGHT(KG/M)
1	4102	0.90	0.370
2	4105	1.20	0.430



SL.	SECTION NO.	WEIGHT(KG/M)
1	4103	0.723



SL.	SECTION NO.	WEIGHT(KG/M)
1	4104	0.175